



STORAGE OF MICALITE DECORATIVE LAMINATE PANEL

The following storage recommendation Micalite Decorative Laminate Panel. They are design to help you avoid damaging the products during storage.

Micalite Decorative Laminate Panel is a laminated panel use for interior decorative and furniture use.

STORAGE INFORMATION (CUSTOMER)

DELIVERY

Carefully inspection of incoming goods is an essential part of proper order processing and must be carry out before storing the product. Any product seem to be damage should not be installed. A suitable unloading facilities must be provided (e.g fork lift truck)

HUMIDITY PROTECTION

When storing the product, take appropriate measure to ensure that the material is noy directly exposed to weather and excessive moisture, away from rain and direct sunlight. We recommend storage in dry and well ventilated rooms, with a relative humidity of 40-75%. Outdoor storage or storage under lean-to roofs without moisture protection cover material is not adequate. The boards should be stored for a while before being processed so that their humidity level when installed corresponds to the level expected during their service life. This following storage rules must be observed and respected.

INDOOR STORAGE / VERTICAL STACKING ON GROUND

Stack the bundle indoor, on a stable and flat platform. Place underlays of equal height under each bundle when stacking the bundles on top if each other, to ease forklift handling. Timber underlays with minimum 80 x 80mm square section are recommend. The length of

the underlays must correspond to the width of the boards stack. All underlay must be placed in a vertical line underneath each other (Image A)

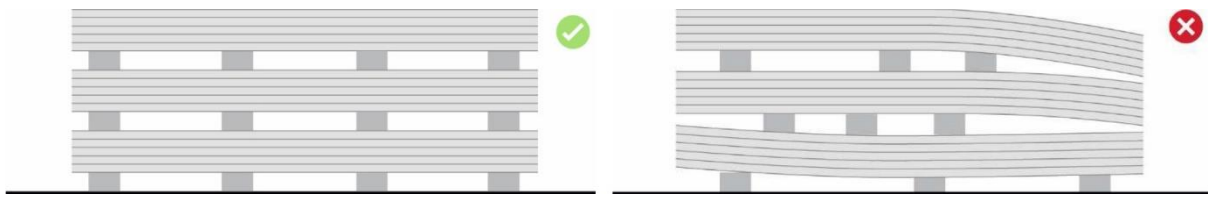


Image A

Never place bundles of different formats in the same stack and avoid protruding boards in same format-stack (Image B)

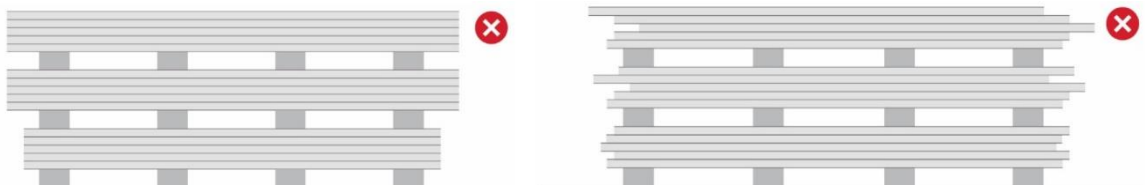


Image B

The outer most underlays must be placed at maximum 250mm distance from width-side of each bundle. Intermediate underlays must be spaced equally to prevent excessive bowing of the panel. Typically with the length of 2440mm require 4 underlays (Image C).




Image C

FORMATION OF STACKS

Micalite Decorative Laminate Panel bundles should be stored flat in stacks, on dry and stable platform, located in closed moisture free building under normal climatic conditions. A safety spacing gap of 10cm must be provided between adjacent stacks, for edge

protection. Basically local stacking and safety regulations apply. Maximum stack height 6 times height width (8m)

1 x pallets = 40 panels. The storage height of the building must be taken into account

INDOOR STORAGE / BOARDS STORAGE LEAN ON WALL

Vertical boards storage against the wall is allowed for just a few panels, and only for a very short time period. For long terms storage, horizontal stacking is always preferable. Boards storage directly on the ground should not be done. Instead, store the panels on a support frame or on a 3-4 timber underlays as below (Image D)




Image D

Vertical storage requires that individual panels should lean mandatory with their long edge against the wall, in a minimum of 10 degree angle. Panel storage width-wise (in the upright position as shown in Image E is strictly prohibited.




Image E

STOARGE INFORMATION (MANUFACTURER)

The storage requirement of Micalite Decorative Laminate Panel keep in our warehouse abide to the same standards recommended for our customer stated above.

The warehouse supervisor are responsible to ensure that all the above set storage requirement are in place.

CONTAMINATION TO THE ENVIRONMENT

No special requirement